

CoolLED PROGRAMMABLE DRIVERS **CLS50 DALI Low Voltage SELV**

Up to 50W

CLS50 : 700mA - 1400mA

CoolLED drivers provide a high performance solution for powering high-brightness LEDs from a mains supply. The power factor corrected, SELV driver, delivers up to 50W of power.

The output features smooth linear dimming over the entire output range with low output ripple. The output current is adjustable by either resistive programming or software programming.

All CoolLED Drivers have a high efficiency design, which ensures cool operation and long life. The compact enclosure is available in integral (B) versions.

CoolLED Drivers are open and short-circuit protected and have a over temperature fold back.

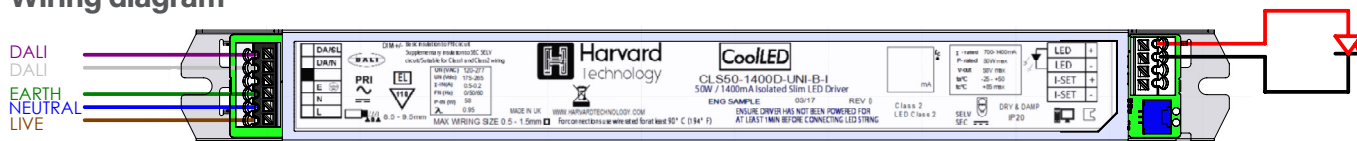


Product Description

- Universal Input voltage
- DALI dimming - Device type 6
- Also suitable for non-dimming applications
- Suitable for luminaries of protection class I
- Suitable for use in emergency lighting systems as per EN 50172
- SELV isolated output
- Power factor corrected (0.95)
- Constant current output
- Over temperature foldback
- Low output ripple (flicker)
- Push wire terminal blocks
- Up to 88% efficiency
- Surge protection up to 4kV
- Programmable features -
 - Output current
 - Emergency mode with DC input supply
 - Resistive current programme on/off
- Touch dim and corridor function



Wiring diagram



Technical Specification


Mains input voltage	120 / 220 - 240 / 277 V AC rms
Maximum input range	108 - 305 V AC rms
AC input current (at rated load)	0.5 / 0.25 / 0.2 A rms
Mains frequency	0 / 50 - 60Hz
DC input voltage	175 - 265 V DC
Emergency input current (EOFx 10%, rated load)	37 - 24mA
100/120 Hz ripple	<1%
Flicker	IEEE1789:2015 compliant with NO RISK category
Mains surge protection	4kV common-mode 2kV differential Class 4
Input-output isolation	3 kV
Humidity	95% max non-condensing
Switch on time	0.5 s
Off load voltage	59V
Ambient temperature range	-25°C to 50°C
Maximum Tc temperature	85°C
Dimming range	100% - 1% (across full programmable current range)
Dimming method	Analogue current control (No output PWM)
Dimming port classification	FELV, Basic insulation to mains, Reinforced insulation to output
Terminal blocks	Push wire
Wire size	0.5mm - 1.5mm ² / 16 - 24 AWG
Enclosure	Zintec steel

Please note: the ISET port has a failsafe feature whereby if a programming resistor is not fitted, the driver will DEFAULT to the minimum output current of 350mA. A programming resistor **MUST** be fitted to deactivate the failsafe. This failsafe mode may also be deactivated using the PDI software tool and suitable programming jig. The programming resistor is calculated as $I_{out} = 5000 / R_{set}$ where I_{out} is in Amps and R_{set} is in Ohms.

Case Style	Dimensions	Weight	Box Quantity
B - Integral	280mm x 30mm x 21mm	240g	40

Tolerance: + or - 0.5mm

Variants

	Part number	Current	LED String Voltage	Output power range	Maximum off load voltage	Power Factor	Efficiency
	CLS50-1400D-UNI-B-I	700 - 1400mA	15 - 58V	50W	59V	>0.95	88%
	CLS50-1400A-UNI-B-I/F*	1400mA	15-58V	50W	59V	>0.95	88%

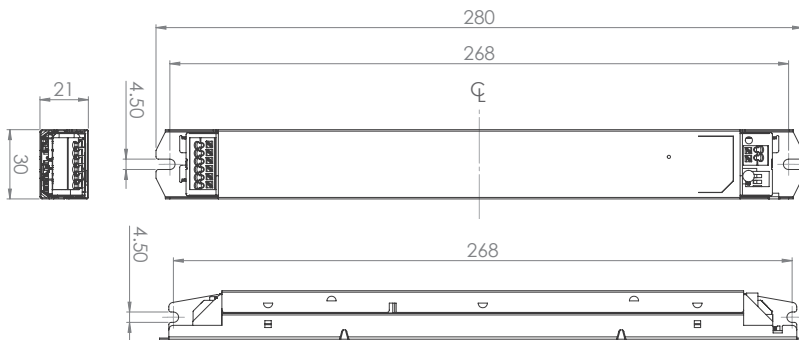
* ISET disabled - Driver runs at full power

Compliance

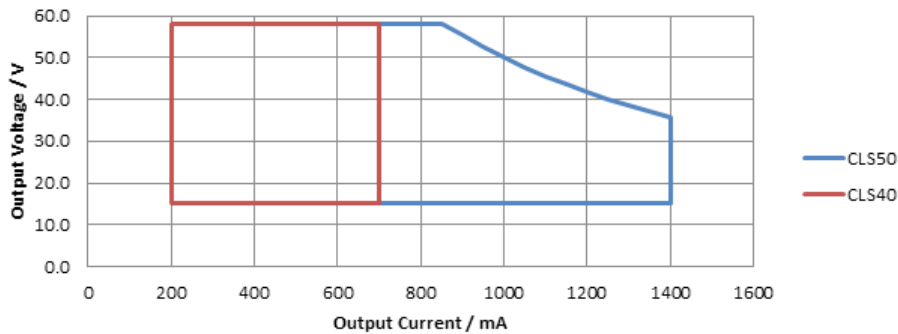
Approval	Standards
ENEC / CE	EN61347-1:2015, EN61347-2-13:2014, EN61547:2009, EN62384:2006+A1:2009, EN61000-3-2:2014, EN55015:2006+A1:2009, EN61000-3-3:2013, EN61000-4-2:2009, EN61000-4-3:2009, EN61000-4-4:2004, EN61000-4-5:2006, EN61000-4-6:2009, EN61000-4-11:2004
AS/NZS	AS/NZS 4417



Dimensions



CLS50 Operating Range



Programmable Driver Set-up

The programmable CLS utilises 2 pieces of hardware. A **windows based PC** is required to run the programming software, which gives two options: individual or automatic group programming. This is connected via USB to the **programming jig** (*USB to USB Type B*) that is used to rapidly program drivers or check driver settings. The driver can be inserted into the enclosure which will automatically program it when detected.



CLS Programming Jig

PLEASE NOTE

Information given in this datasheet is for illustration purposes only and subject to change without prior notice. No liability is accepted for printing errors. Reference made to third party approval or certification may be subject to ongoing licence transfers and may not be fully implemented.



Harvard Power Systems Limited

Tyler Close, Normanton, Wakefield, WF6 1RL, UK

Tel: +44 (0)113 880 5405



www.Harvardps.com